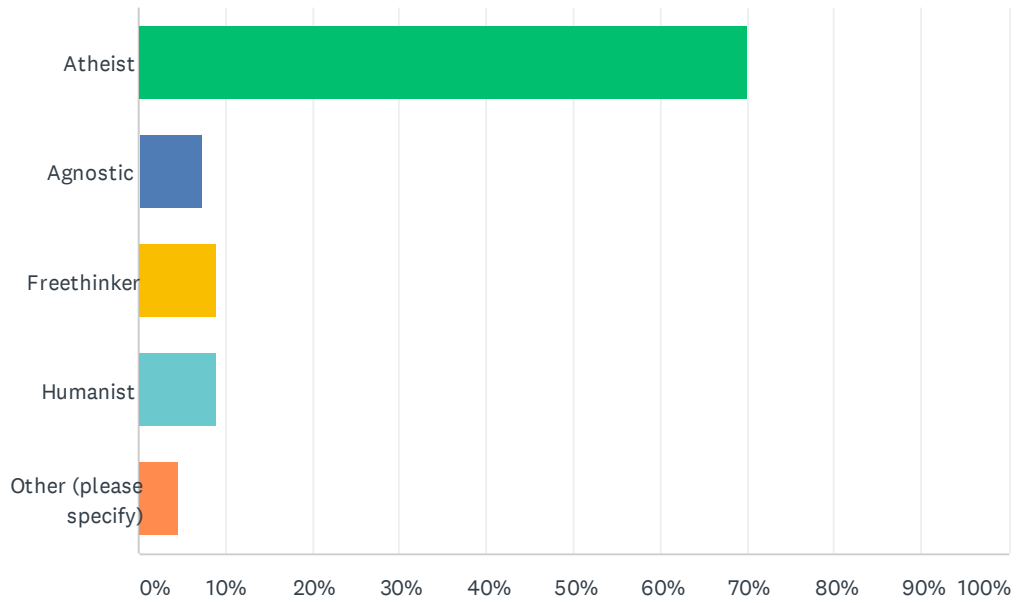


Q1 Which single term best describes your nonreligious views?

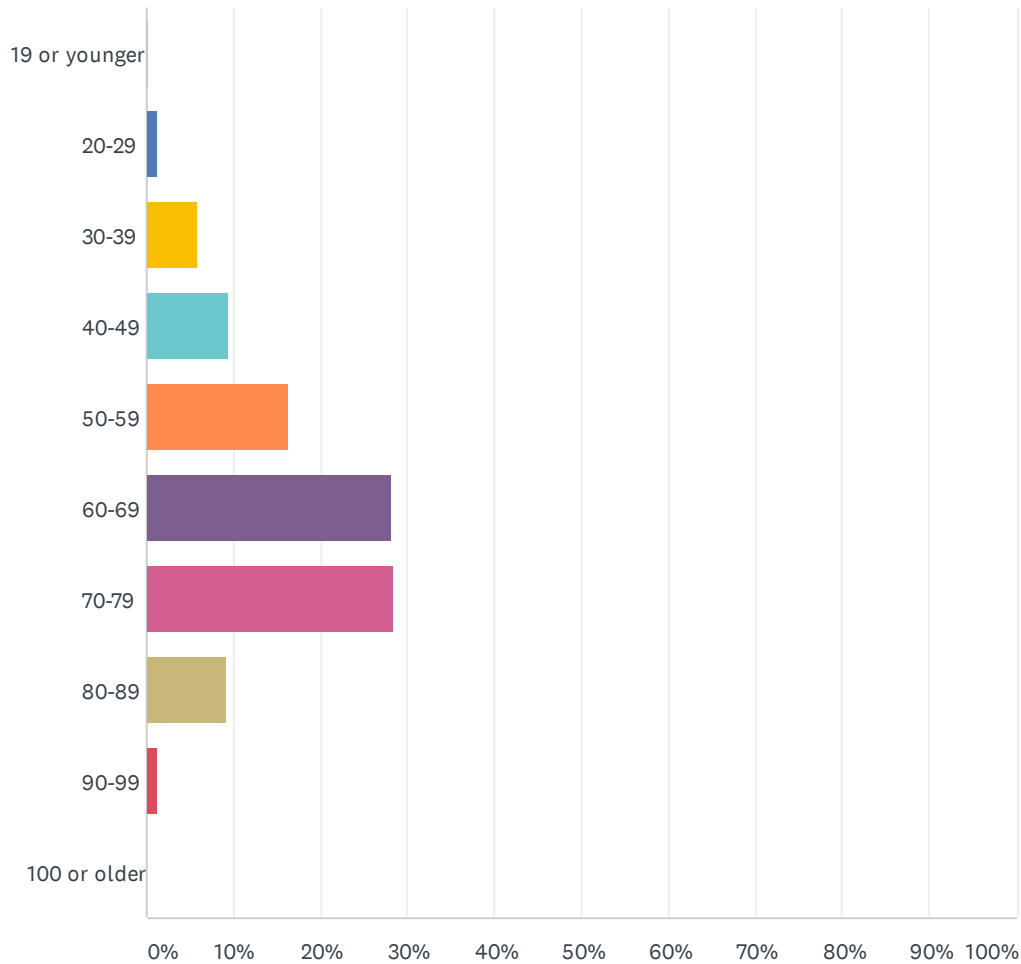
Answered: 12,232 Skipped: 58



ANSWER CHOICES	RESPONSES	
Atheist	70.10%	8,575
Agnostic	7.35%	899
Freethinker	8.97%	1,097
Humanist	9.04%	1,106
Other (please specify)	4.54%	555
TOTAL		12,232

Q7 What is your age?

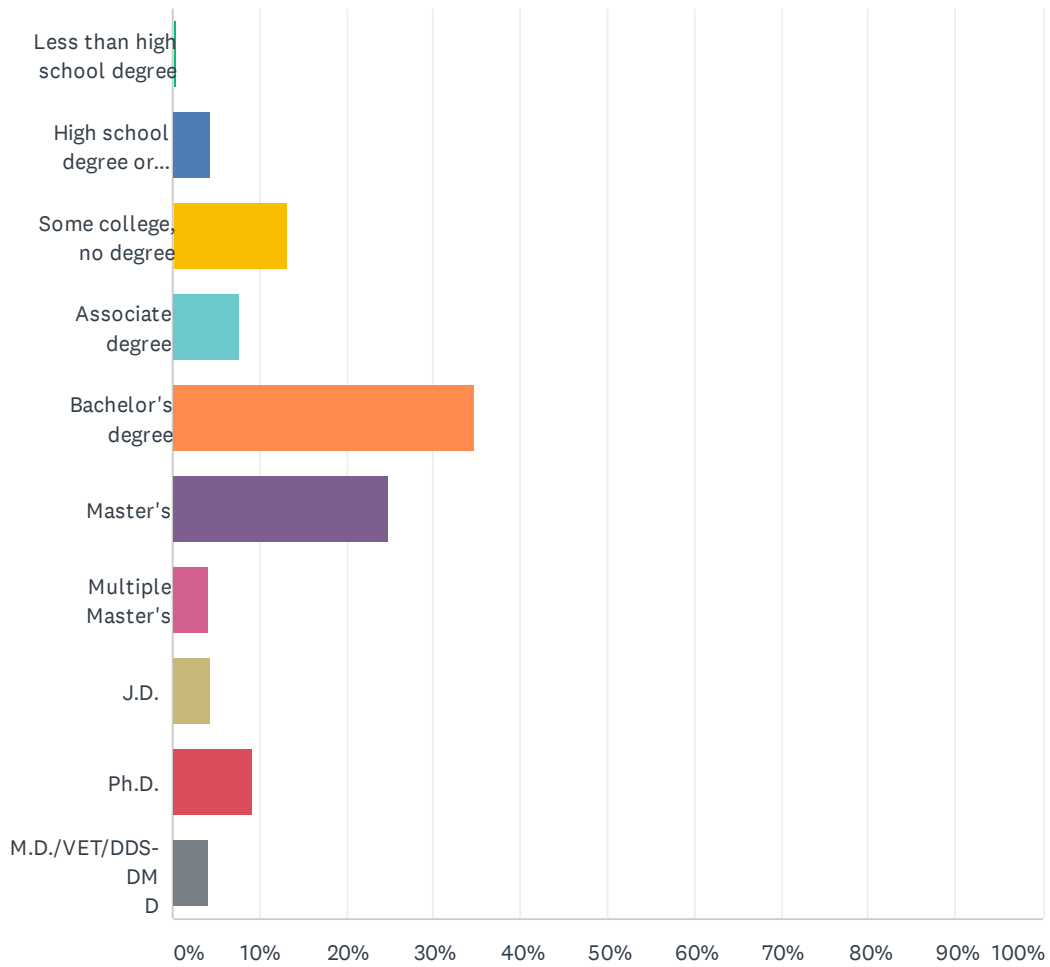
Answered: 12,146 Skipped: 144



ANSWER CHOICES	RESPONSES	
19 or younger	0.16%	19
20-29	1.24%	151
30-39	5.87%	713
40-49	9.32%	1,132
50-59	16.29%	1,978
60-69	28.29%	3,436
70-79	28.36%	3,444
80-89	9.25%	1,123
90-99	1.19%	144
100 or older	0.05%	6
TOTAL		12,146

Q12 Please select your highest level of completed education. (If you have more than one advanced degree, select all that apply)

Answered: 12,155 Skipped: 135

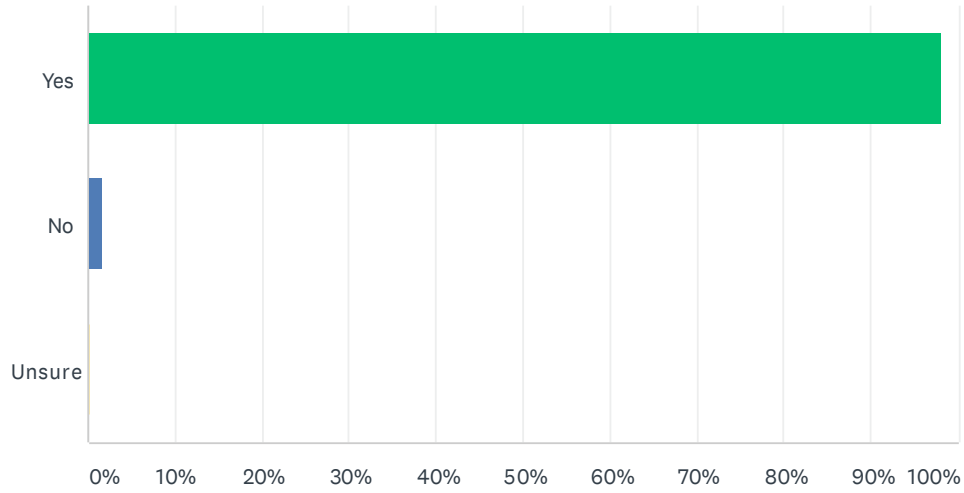


FFRF Member Survey - 2020

ANSWER CHOICES	RESPONSES	
Less than high school degree	0.39%	47
High school degree or equivalent (e.g., GED)	4.41%	536
Some college, no degree	13.25%	1,611
Associate degree	7.73%	939
Bachelor's degree	34.65%	4,212
Master's	24.98%	3,036
Multiple Master's	4.18%	508
J.D.	4.31%	524
Ph.D.	9.26%	1,125
M.D./VET/DDS-DMD	4.09%	497
Total Respondents: 12,155		

Q20 Are you a registered voter?

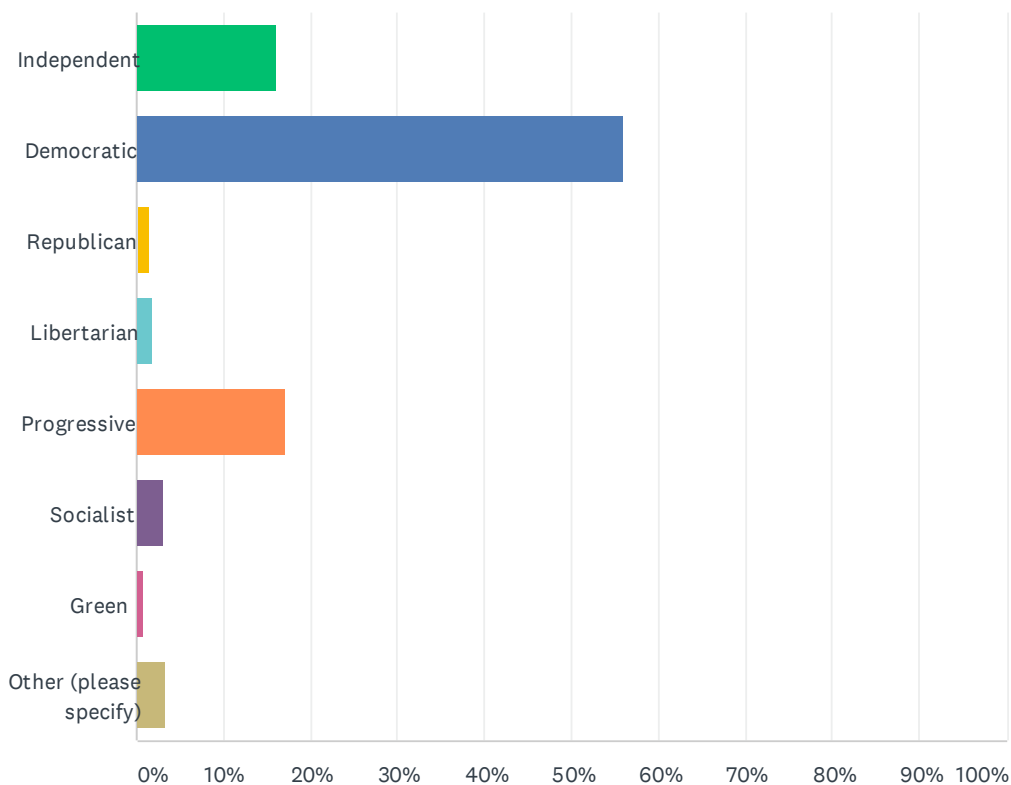
Answered: 12,130 Skipped: 160



ANSWER CHOICES	RESPONSES	
Yes	98.21%	11,913
No	1.63%	198
Unsure	0.16%	19
TOTAL		12,130

Q34 Which of the following best describes your political voting pattern? (Select one)

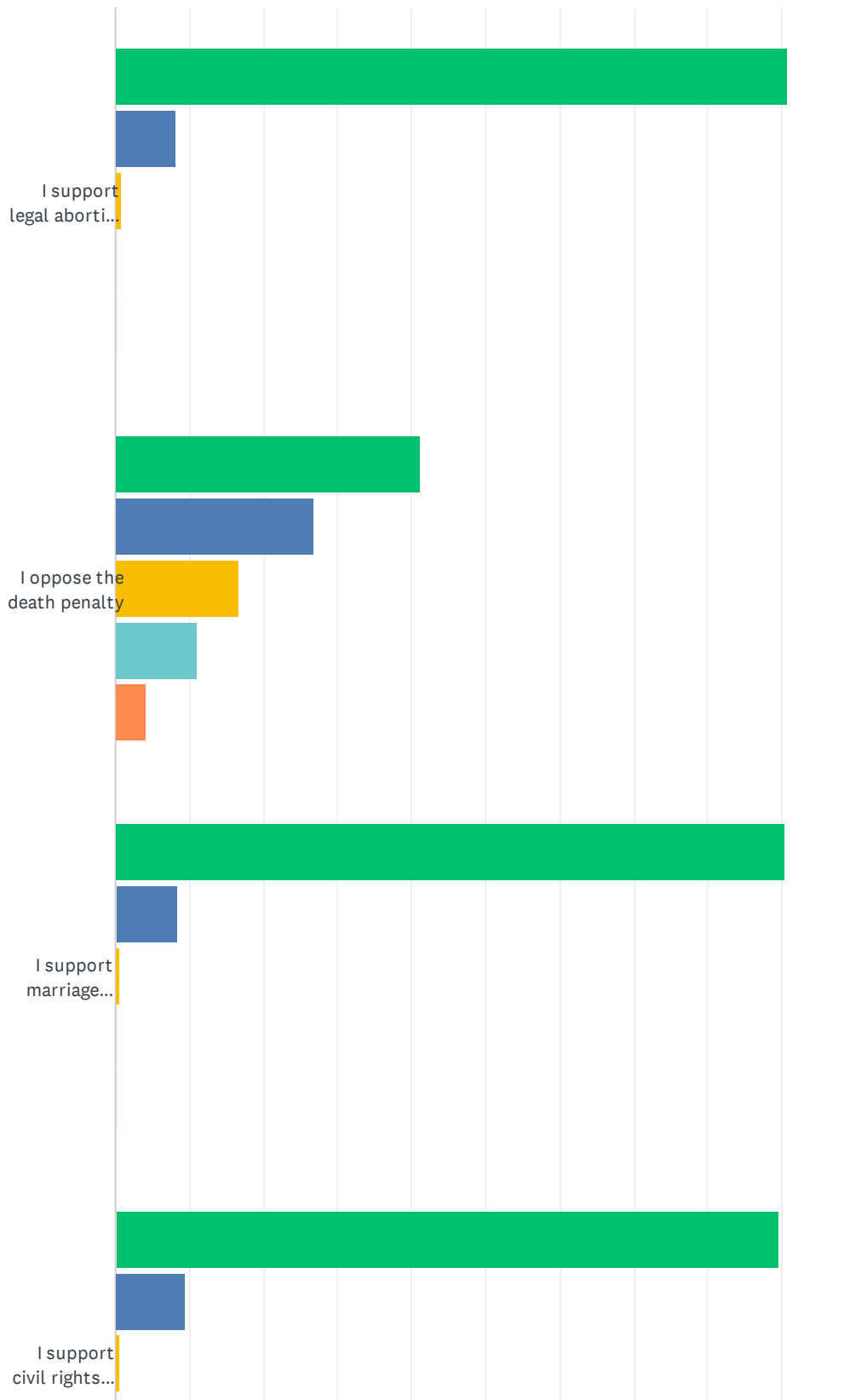
Answered: 11,873 Skipped: 417



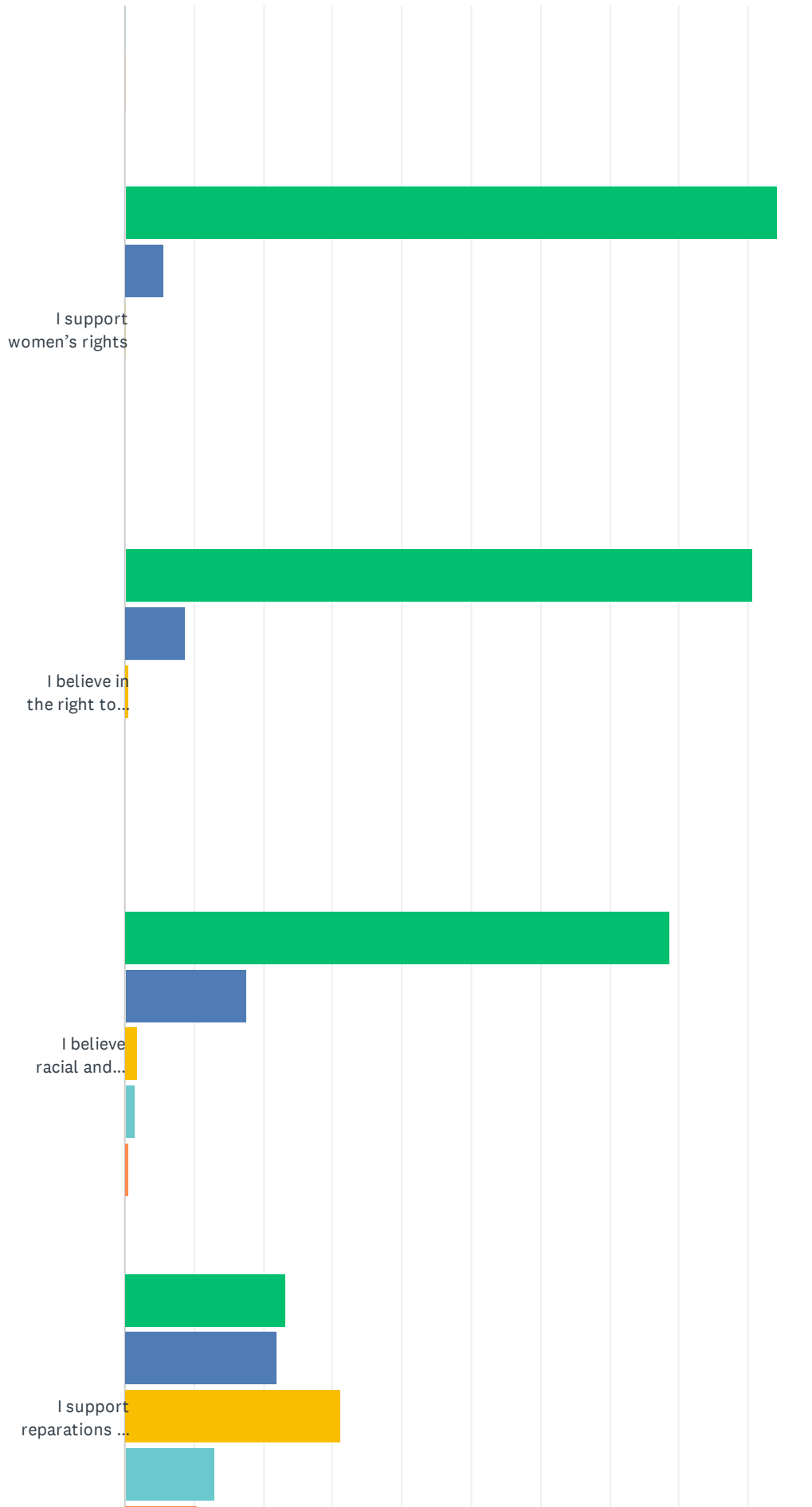
ANSWER CHOICES	RESPONSES	
Independent	16.12%	1,914
Democratic	56.10%	6,661
Republican	1.36%	162
Libertarian	1.85%	220
Progressive	17.20%	2,042
Socialist	3.07%	364
Green	0.85%	101
Other (please specify)	3.44%	409
TOTAL		11,873

Q35 Please tell us whether you agree or disagree with the following statements.

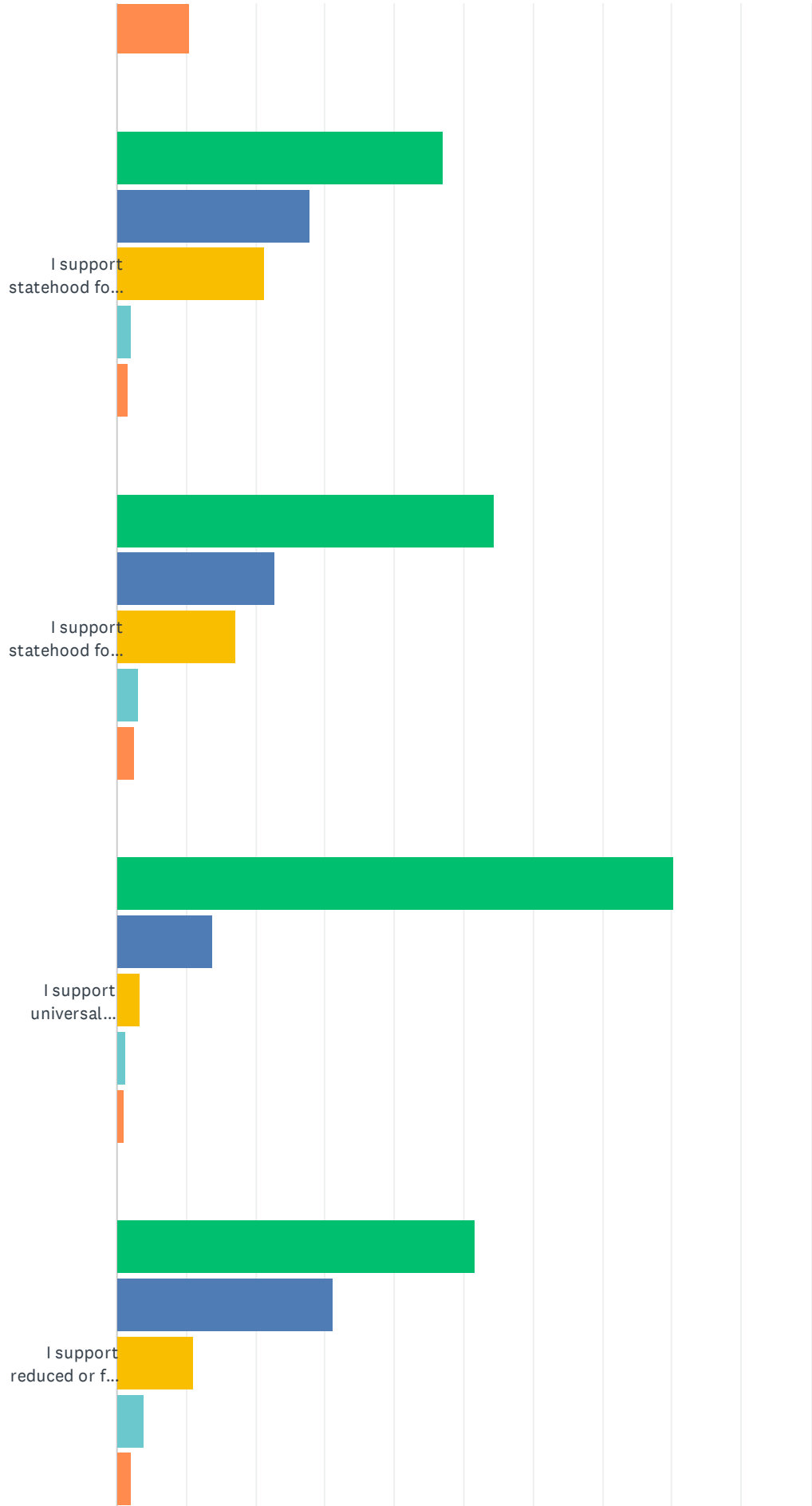
Answered: 11,904 Skipped: 386



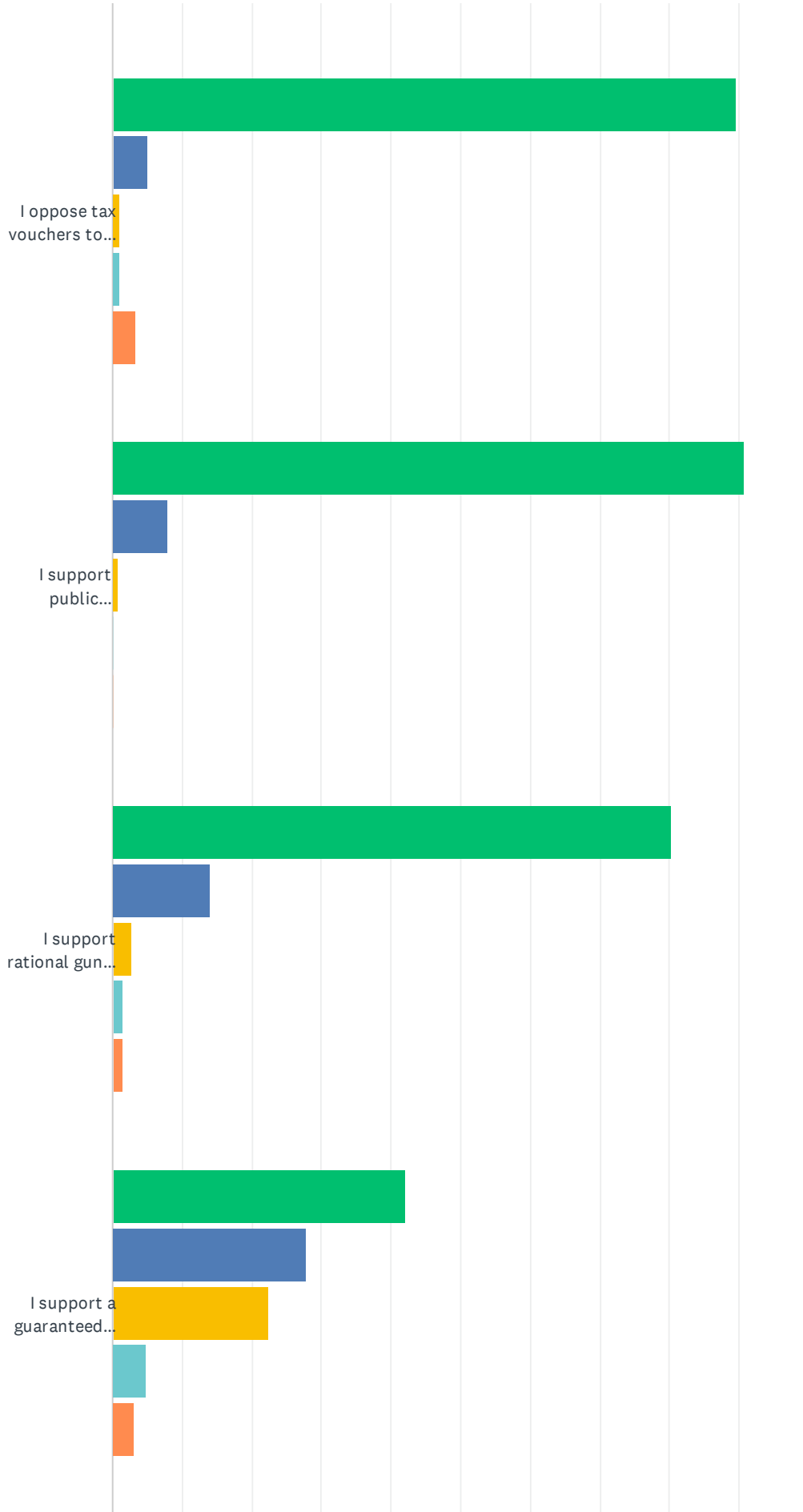
FFRF Member Survey - 2020



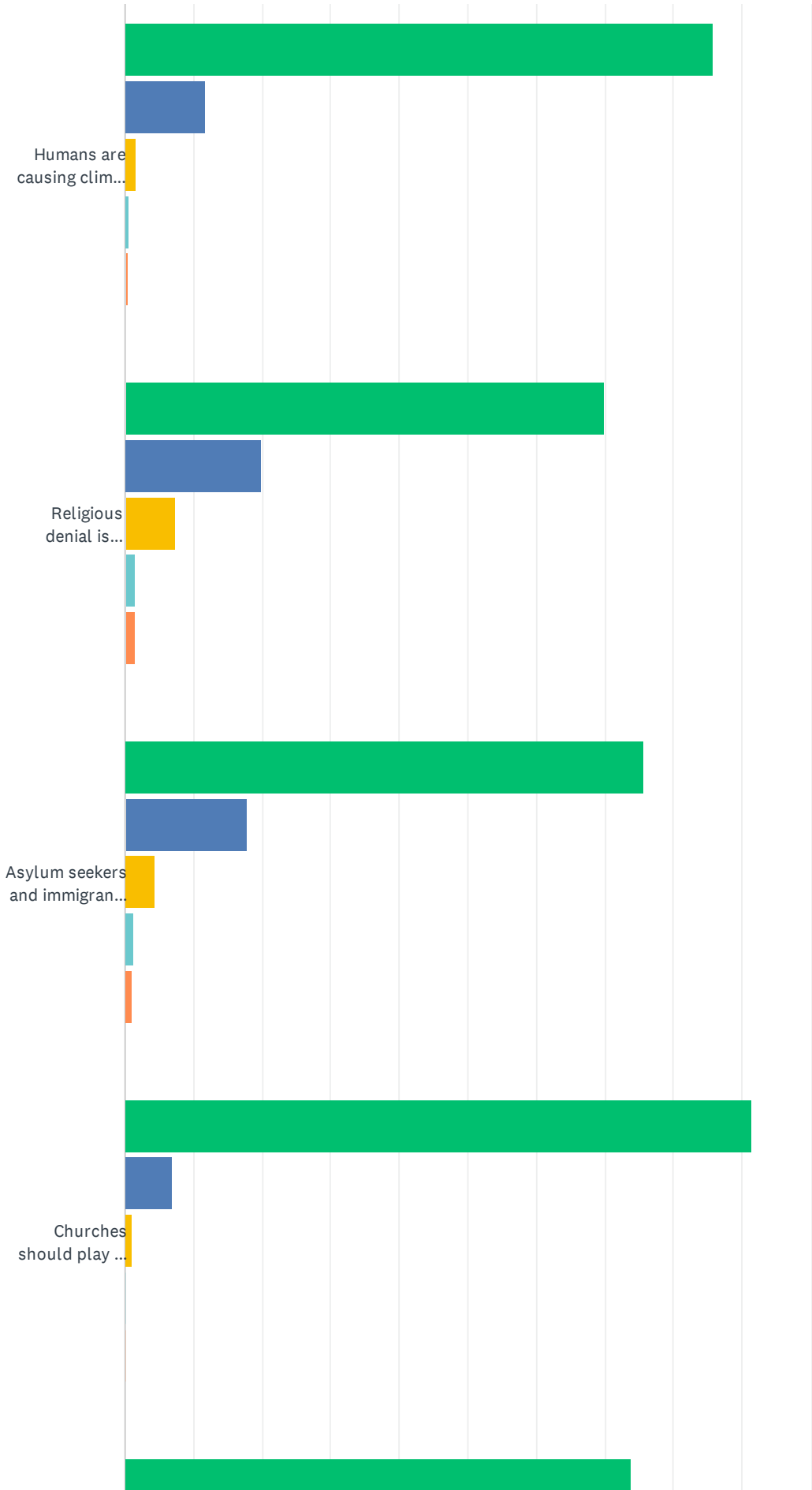
FFRF Member Survey - 2020



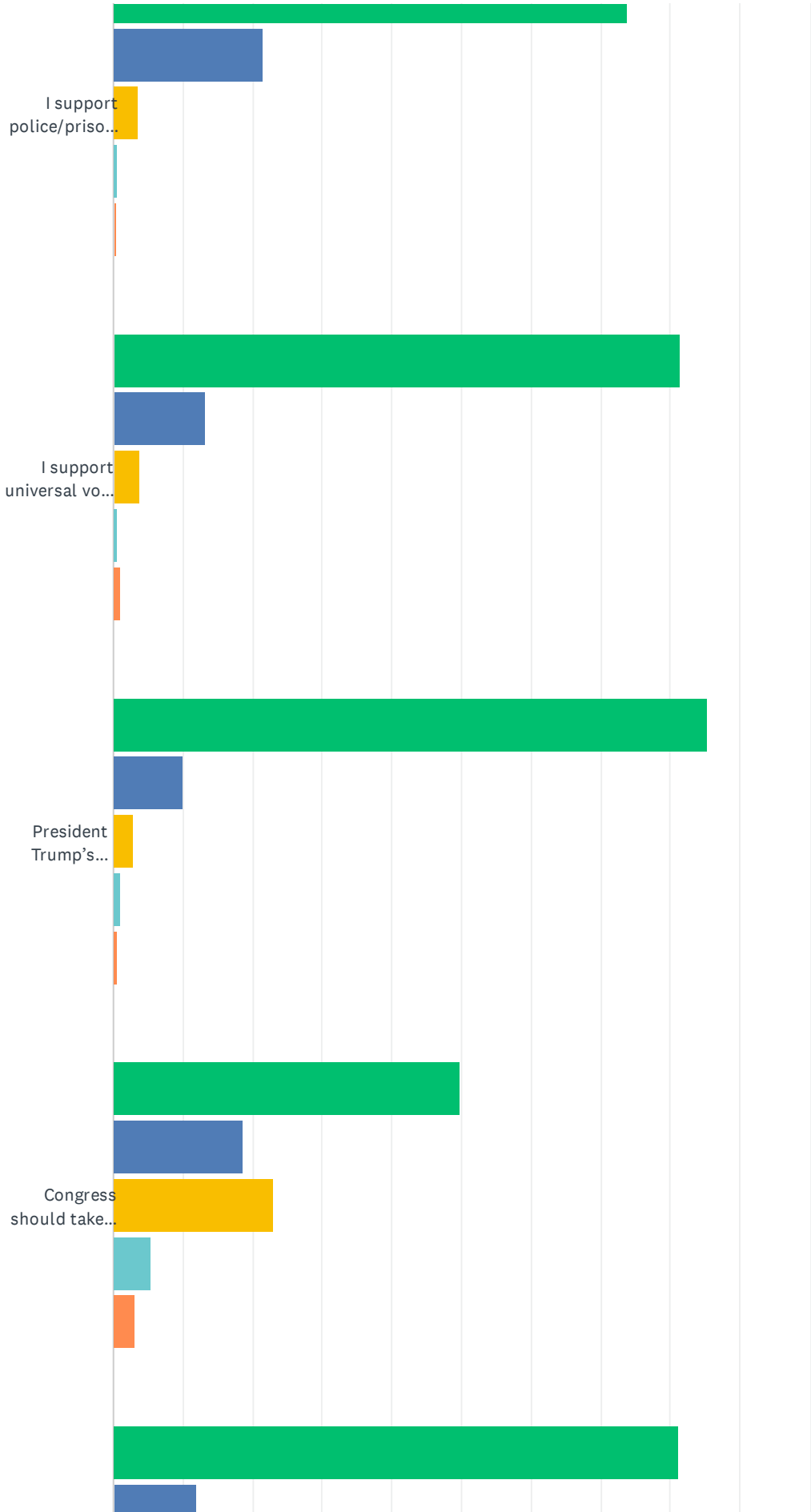
FFRF Member Survey - 2020



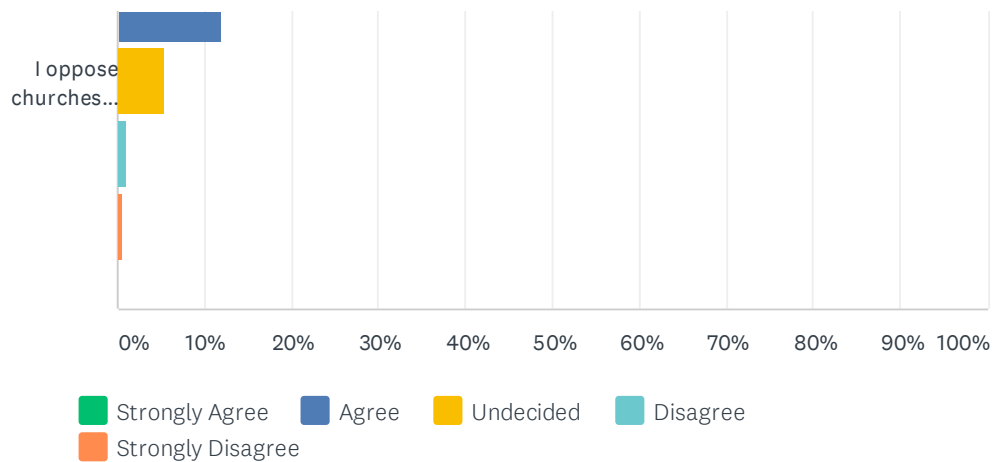
FFRF Member Survey - 2020



FFRF Member Survey - 2020



FFRF Member Survey - 2020



FFRF Member Survey - 2020

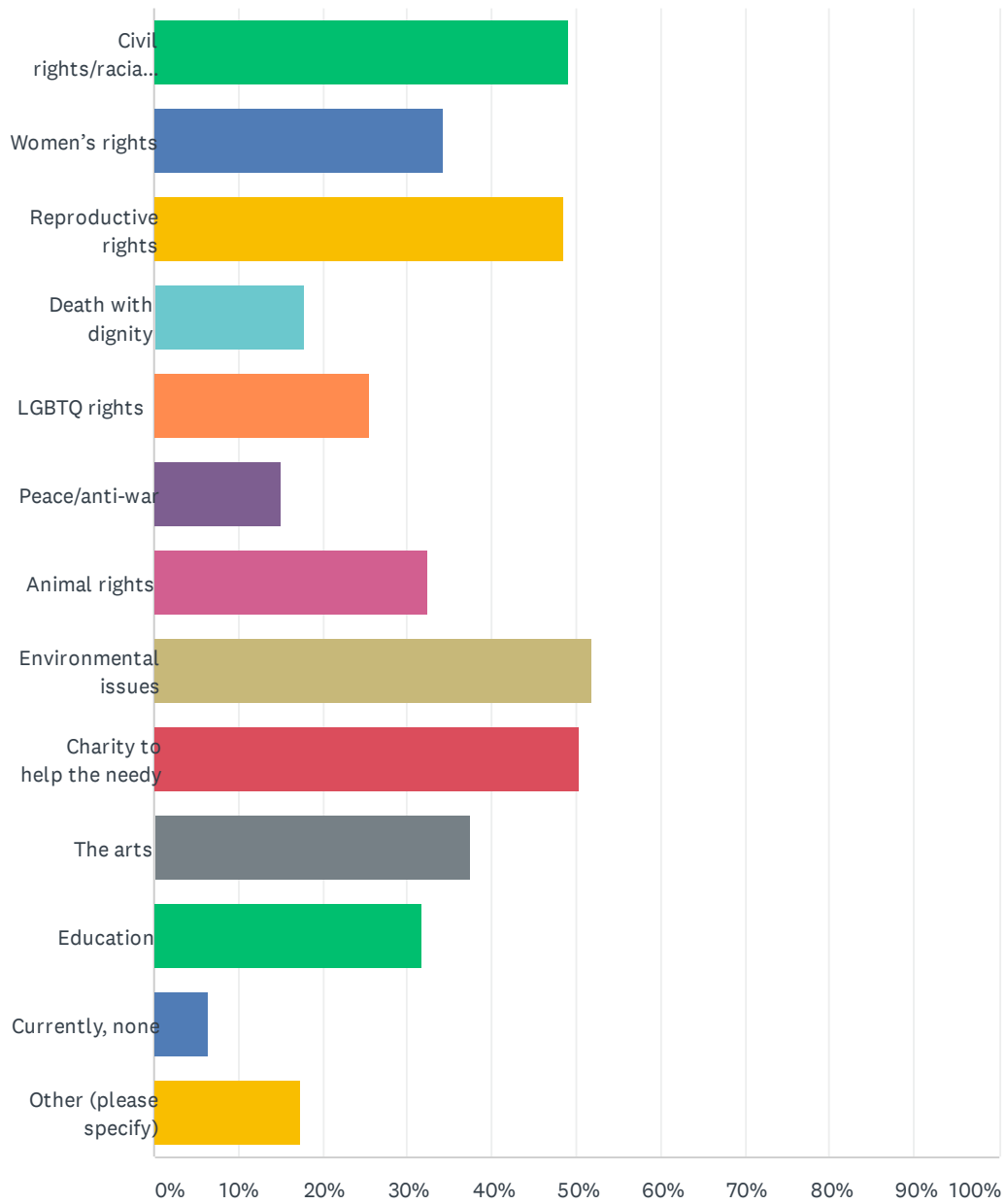
	STRONGLY AGREE	AGREE	UNDECIDED	DISAGREE	STRONGLY DISAGREE	TOTAL
I support legal abortion (Roe v. Wade).	90.72% 10,787	8.06% 958	0.77% 91	0.23% 27	0.23% 27	11,890
I oppose the death penalty	41.18% 4,878	26.84% 3,180	16.74% 1,983	11.13% 1,318	4.11% 487	11,846
I support marriage equality	90.42% 10,670	8.45% 997	0.65% 77	0.27% 32	0.21% 25	11,801
I support civil rights for the LGBTQ community	89.61% 10,646	9.47% 1,125	0.59% 70	0.18% 21	0.16% 19	11,881
I support women's rights	94.04% 11,158	5.60% 664	0.19% 23	0.08% 10	0.08% 10	11,865
I believe in the right to die with dignity	90.48% 10,742	8.73% 1,037	0.67% 79	0.06% 7	0.06% 7	11,872
I believe racial and ethnic discrimination is a big problem in the United States	78.67% 9,348	17.50% 2,079	1.79% 213	1.50% 178	0.55% 65	11,883
I support reparations for slavery	23.28% 2,761	21.95% 2,603	31.17% 3,696	13.04% 1,547	10.56% 1,252	11,859
I support statehood for Puerto Rico	47.01% 5,558	27.91% 3,299	21.29% 2,517	2.08% 246	1.71% 202	11,822
I support statehood for the District of Columbia	54.31% 6,433	22.90% 2,713	17.15% 2,032	3.17% 375	2.47% 293	11,846
I support universal health care coverage	80.34% 9,523	13.75% 1,630	3.42% 405	1.35% 160	1.15% 136	11,854
I support reduced or free public college tuition	51.64% 6,130	31.21% 3,705	11.15% 1,323	3.99% 474	2.01% 238	11,870
I oppose tax vouchers to religious schools	89.49% 10,618	5.01% 595	1.10% 131	0.95% 113	3.44% 408	11,865
I support public education	90.83% 10,755	7.90% 936	0.73% 87	0.28% 33	0.25% 30	11,841
I support rational gun control	80.32% 9,530	14.08% 1,670	2.64% 313	1.50% 178	1.47% 174	11,865
I support a guaranteed minimum income	42.13% 4,992	27.77% 3,291	22.30% 2,642	4.77% 565	3.04% 360	11,850
Humans are causing climate change	85.71% 10,157	11.70% 1,386	1.59% 188	0.55% 65	0.46% 55	11,851
Religious denial is harming response to fight climate change	69.97% 8,254	19.86% 2,343	7.40% 873	1.39% 164	1.38% 163	11,797
Asylum seekers and immigrants should not be banned based on religion	75.67% 8,986	17.80% 2,114	4.38% 520	1.16% 138	0.99% 117	11,875
Churches should play by the same rules as secular organizations	91.41% 10,839	6.96% 825	1.06% 126	0.30% 35	0.28% 33	11,858
I support police/prison reform	73.82% 8,760	21.60% 2,563	3.56% 422	0.65% 77	0.38% 45	11,867
I support universal vote by mail	81.28% 9,626	13.10% 1,552	3.82% 452	0.73% 86	1.07% 127	11,843
President Trump's judicial appointments jeopardize civil liberties	85.40% 10,129	10.00% 1,186	2.91% 345	0.99% 117	0.70% 83	11,860

FFRF Member Survey - 2020

Congress should take action, such as by enlarging the US Supreme Court panel, to correct the blocking of Judge Merrick Garland's Supreme Court nomination hearing in 2016	49.72% 5,864	18.58% 2,191	23.08% 2,722	5.39% 636	3.24% 382	11,795
I oppose churches receiving COVID-19 bailout money	81.12% 9,603	11.83% 1,400	5.45% 645	1.02% 121	0.58% 69	11,838

Q36 In addition to FFRF and secular causes, which other types of causes do you support financially? (Check all that apply)

Answered: 11,703 Skipped: 587

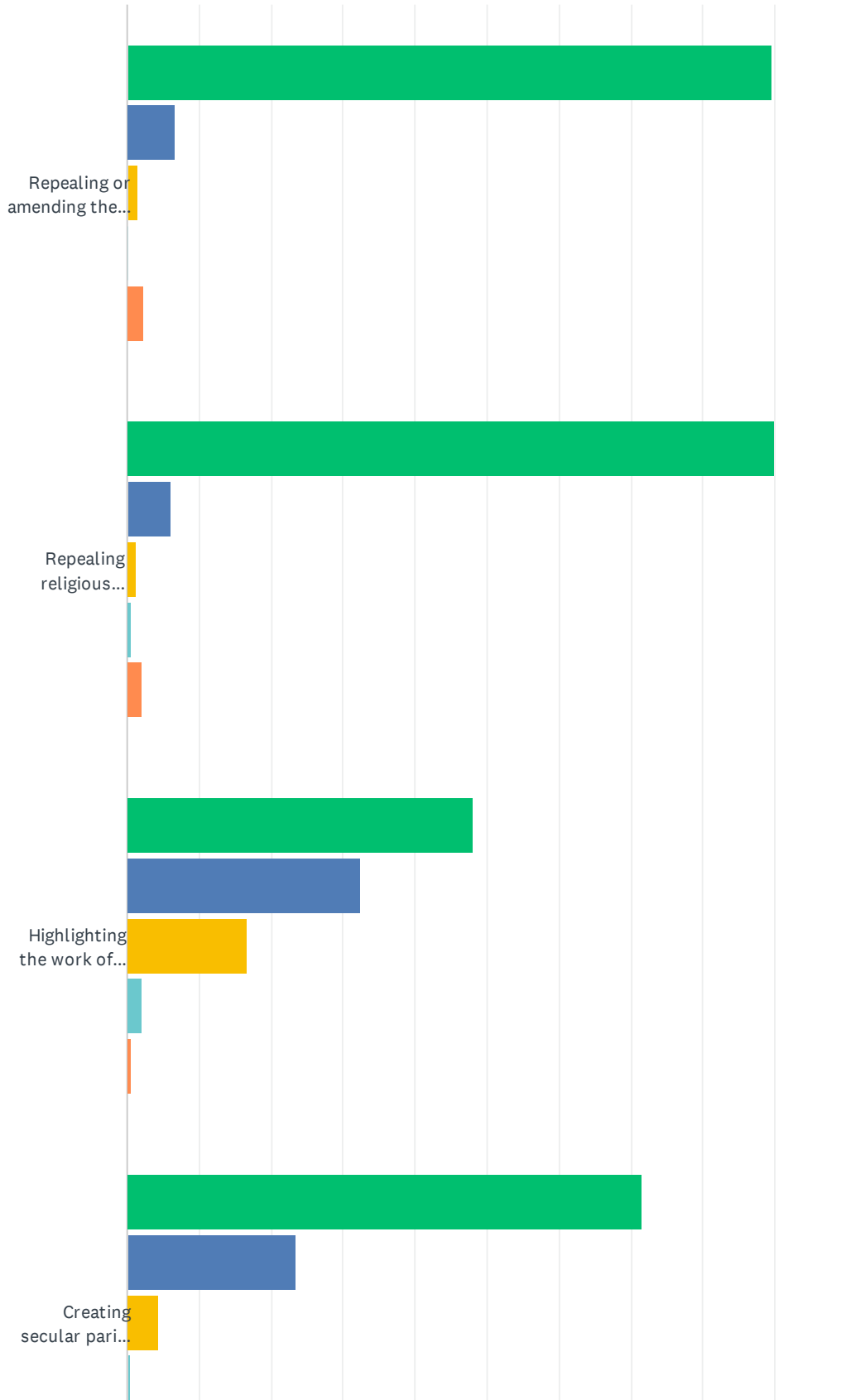


FFRF Member Survey - 2020

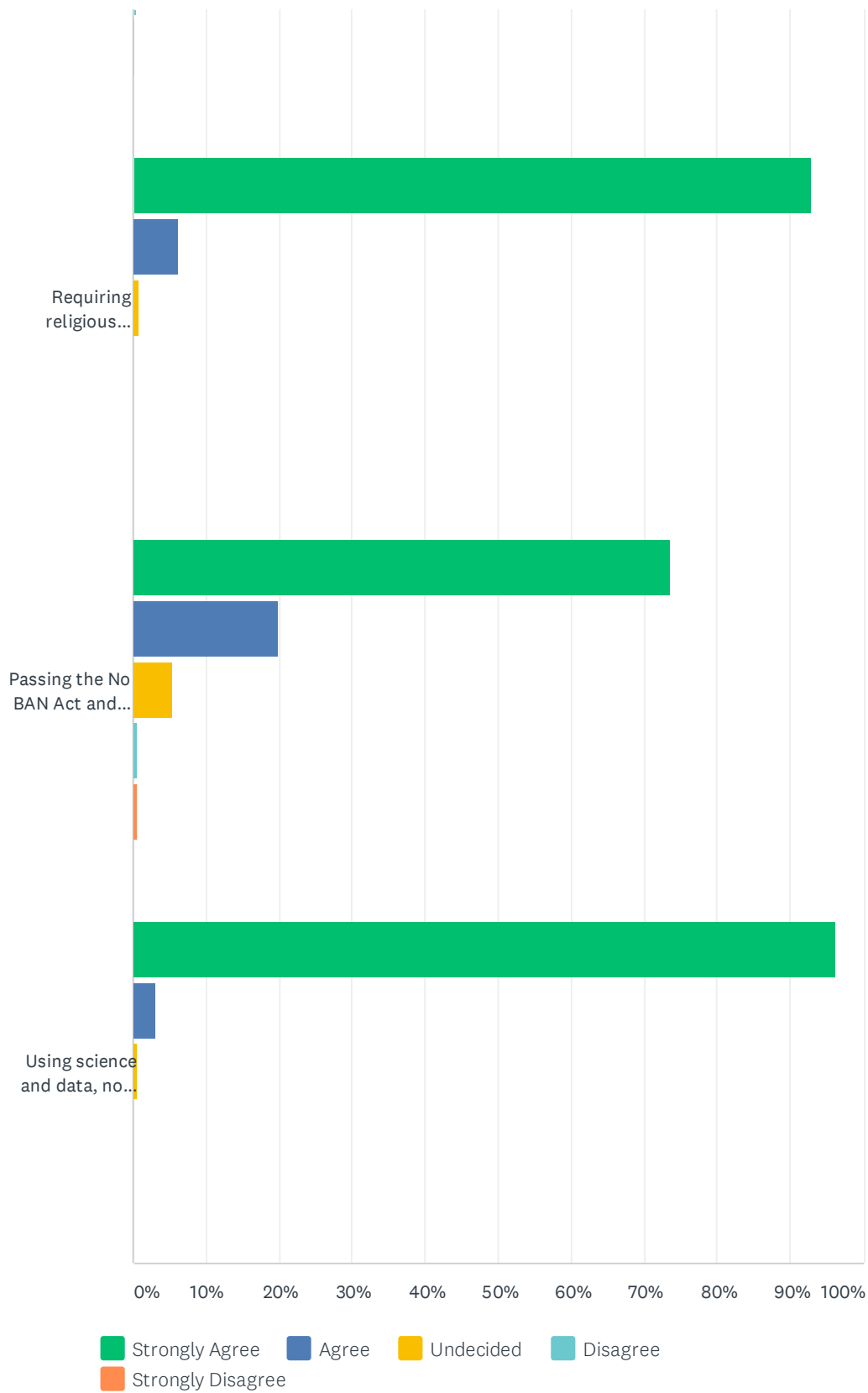
ANSWER CHOICES	RESPONSES	
Civil rights/racial justice-equality	49.21%	5,759
Women's rights	34.38%	4,024
Reproductive rights	48.46%	5,671
Death with dignity	17.85%	2,089
LGBTQ rights	25.53%	2,988
Peace/anti-war	15.12%	1,770
Animal rights	32.40%	3,792
Environmental issues	51.86%	6,069
Charity to help the needy	50.47%	5,907
The arts	37.50%	4,389
Education	31.86%	3,728
Currently, none	6.50%	761
Other (please specify)	17.26%	2,020
Total Respondents: 11,703		

Q37 Rate your support of the following federal legislative initiatives.

Answered: 11,869 Skipped: 421



FFRF Member Survey - 2020

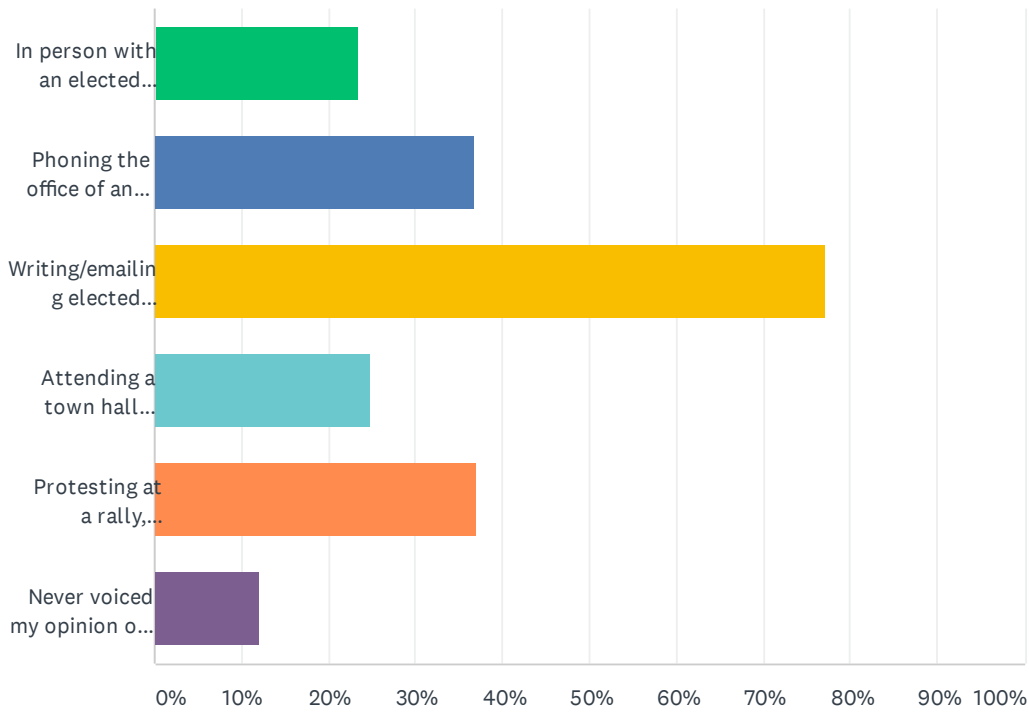


FFRF Member Survey - 2020

	STRONGLY AGREE	AGREE	UNDECIDED	DISAGREE	STRONGLY DISAGREE	TOTAL
Repealing or amending the Religious Freedom Restoration Act or other bills that make Christians and religious Americans a favored class	89.45% 10,578	6.68% 790	1.37% 162	0.26% 31	2.24% 265	11,826
Repealing religious exemptions (e.g., allowing employers to withhold contraceptive coverage from employees for religious reasons, allowing federally-funded adoption agencies to discriminate against qualified parents based on the agencies' religious beliefs, etc.)	90.01% 10,641	6.03% 713	1.24% 147	0.58% 69	2.13% 252	11,822
Highlighting the work of prominent freethinkers, such as by erecting a Thomas Paine statue in Washington, D.C.	48.08% 5,677	32.49% 3,837	16.66% 1,967	2.05% 242	0.72% 85	11,808
Creating secular parity in addiction recovery by providing alternatives to faith-based programs like Alcoholics Anonymous	71.56% 8,453	23.40% 2,764	4.38% 517	0.47% 55	0.20% 24	11,813
Requiring religious organizations to follow the financial disclosure requirements as secular nonprofits (e.g., filing annual federal Form 990 information returns)	92.84% 10,983	6.24% 738	0.77% 91	0.09% 11	0.06% 7	11,830
Passing the No BAN Act and other measures that protect asylum seekers and immigrants from discrimination based on their religious belief or lack thereof	73.56% 8,681	19.81% 2,338	5.47% 645	0.64% 75	0.53% 63	11,802
Using science and data, not religious beliefs, to set public policy, such as support for the Scientific Integrity Act	96.19% 11,374	3.12% 369	0.58% 68	0.05% 6	0.06% 7	11,824

Q38 Please select the ways in which you have voiced your opinion on a legislative issue. (check all that apply)

Answered: 11,804 Skipped: 486



ANSWER CHOICES	RESPONSES	
In person with an elected official or their staff	23.42%	2,765
Phoning the office of an elected official	36.78%	4,341
Writing/emailing elected official	77.09%	9,100
Attending a town hall meeting	24.81%	2,929
Protesting at a rally, picketing	37.10%	4,379
Never voiced my opinion on a legislative issue	12.18%	1,438
Total Respondents: 11,804		