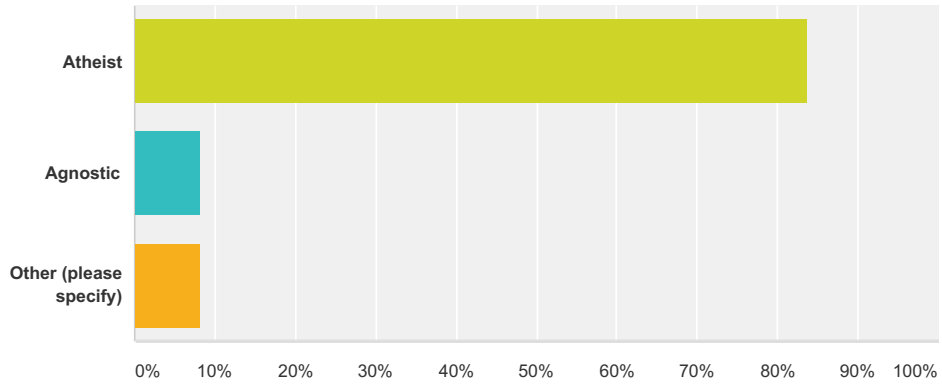


FFRF Member Survey - 2015

Q1 Which term best describes your freethought views?

Answered: 8,001 Skipped: 68

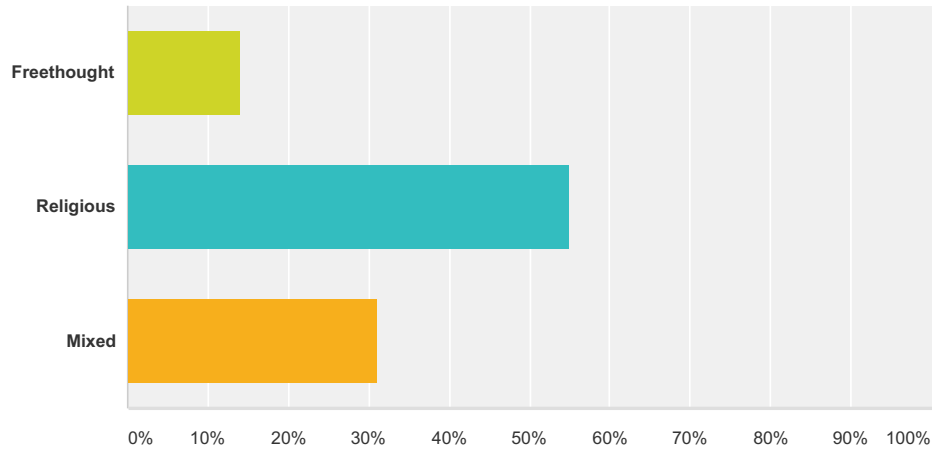


Answer Choices	Responses	
Atheist	83.69%	6,696
Agnostic	8.21%	657
Other (please specify)	8.10%	648
Total		8,001

FFRF Member Survey - 2015

Q2 Which term best describes the home you grew up in?

Answered: 7,976 Skipped: 93

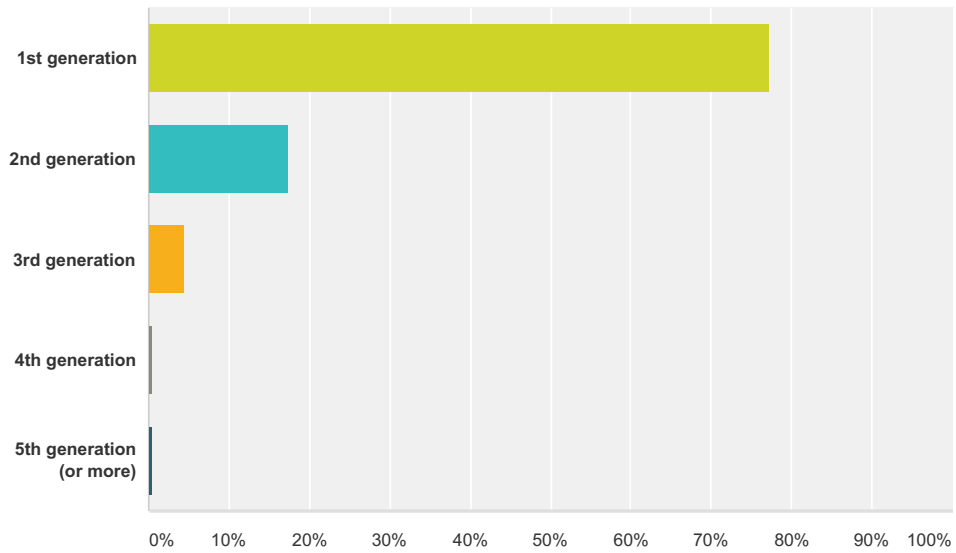


Answer Choices	Responses
Freethought	13.99% 1,116
Religious	55.00% 4,387
Mixed	31.01% 2,473
Total	7,976

FFRF Member Survey - 2015

Q3 Which term best describes you as a freethinker?

Answered: 7,969 Skipped: 100

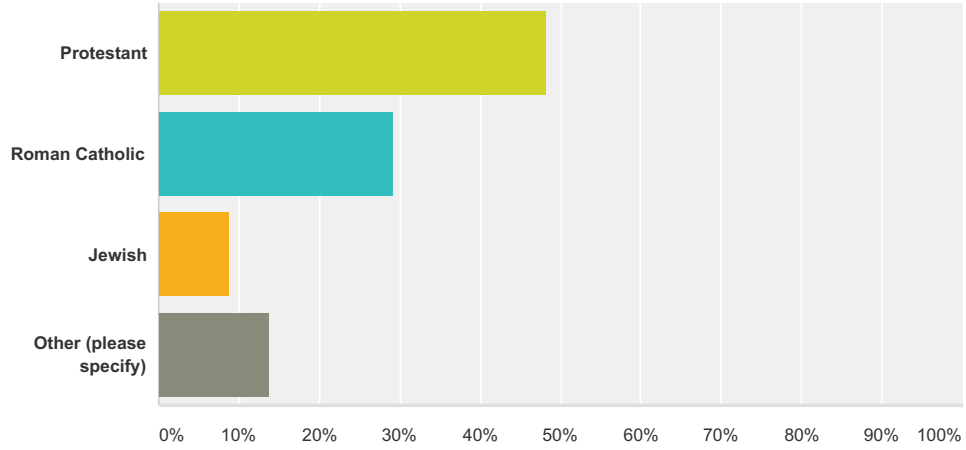


Answer Choices	Responses
1st generation	77.34% 6,163
2nd generation	17.23% 1,373
3rd generation	4.44% 354
4th generation	0.49% 39
5th generation (or more)	0.50% 40
Total	7,969

FFRF Member Survey - 2015

Q4 If you were raised religious, what religious denomination?

Answered: 6,952 Skipped: 1,117

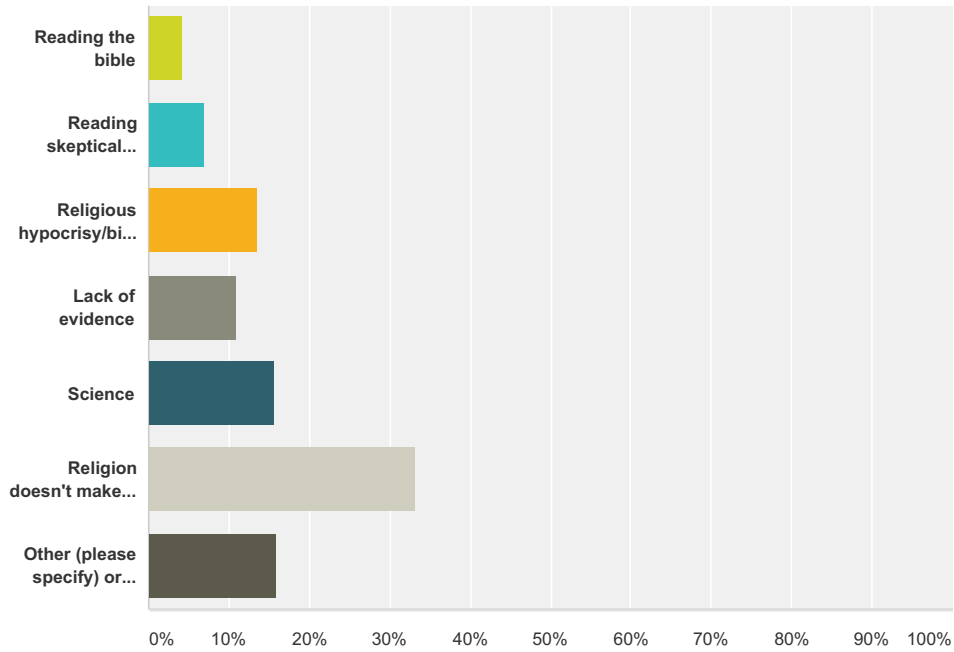


Answer Choices	Responses	Count
Protestant	48.22%	3,352
Roman Catholic	29.27%	2,035
Jewish	8.72%	606
Other (please specify)	13.79%	959
Total		6,952

FFRF Member Survey - 2015

Q5 If you left religion, what was the primary catalyst? (Please choose one.)

Answered: 7,219 Skipped: 850

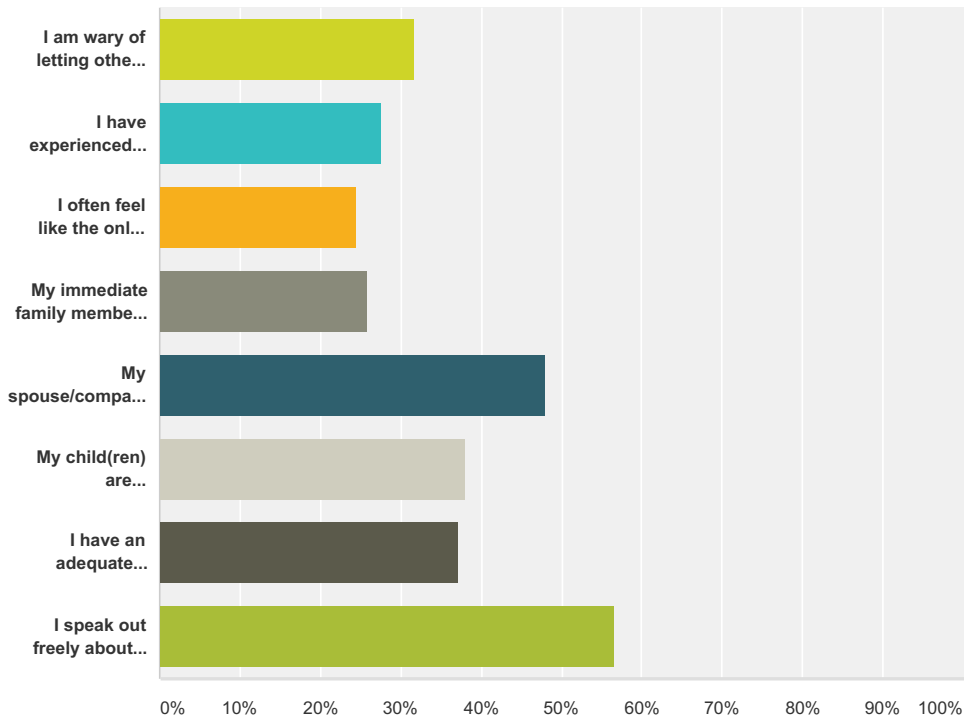


Answer Choices	Responses
Reading the bible	4.13% 298
Reading skeptical authors	6.87% 496
Religious hypocrisy/bigotry	13.64% 985
Lack of evidence	10.78% 778
Science	15.65% 1,130
Religion doesn't make sense	33.11% 2,390
Other (please specify) or additional comments	15.82% 1,142
Total	7,219

FFRF Member Survey - 2015

Q6 Please tell us which of the statements below describe you. (Check all that apply.)

Answered: 7,932 Skipped: 137

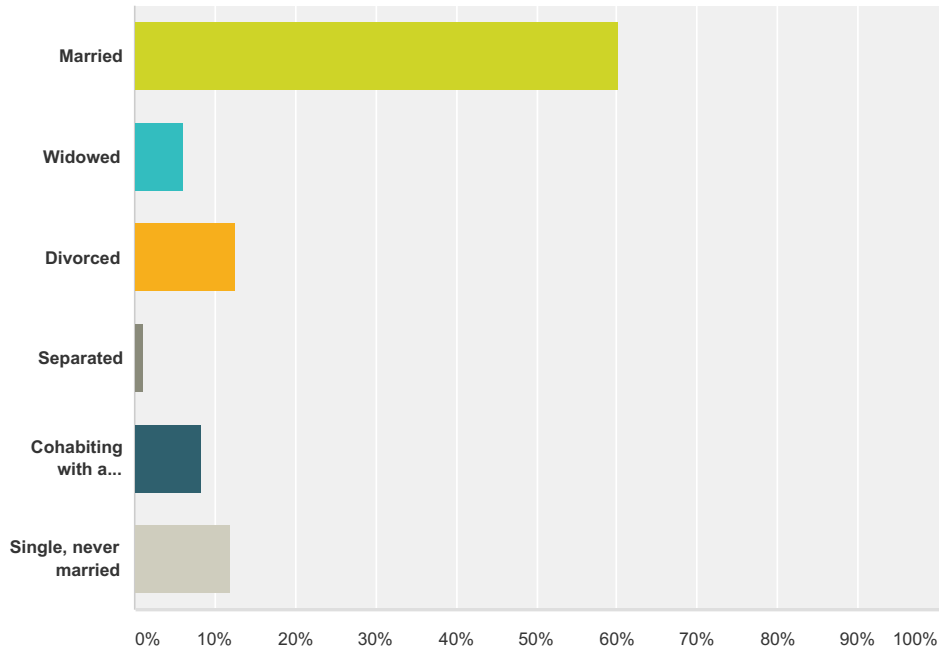


Answer Choices	Responses	
I am wary of letting others know I reject religion	31.66%	2,511
I have experienced social stigmatism as a nonbeliever	27.58%	2,188
I often feel like the only "infidel" in my area	24.42%	1,937
My immediate family members are also freethinkers	25.92%	2,056
My spouse/companion is also nonbelieving	47.93%	3,802
My child(ren) are nonbelievers.	38.07%	3,020
I have an adequate freethought "support system"	37.23%	2,953
I speak out freely about my lack of religion	56.57%	4,487
Total Respondents: 7,932		

FFRF Member Survey - 2015

Q10 Which of the following best describes your current relationship status?

Answered: 7,914 Skipped: 155

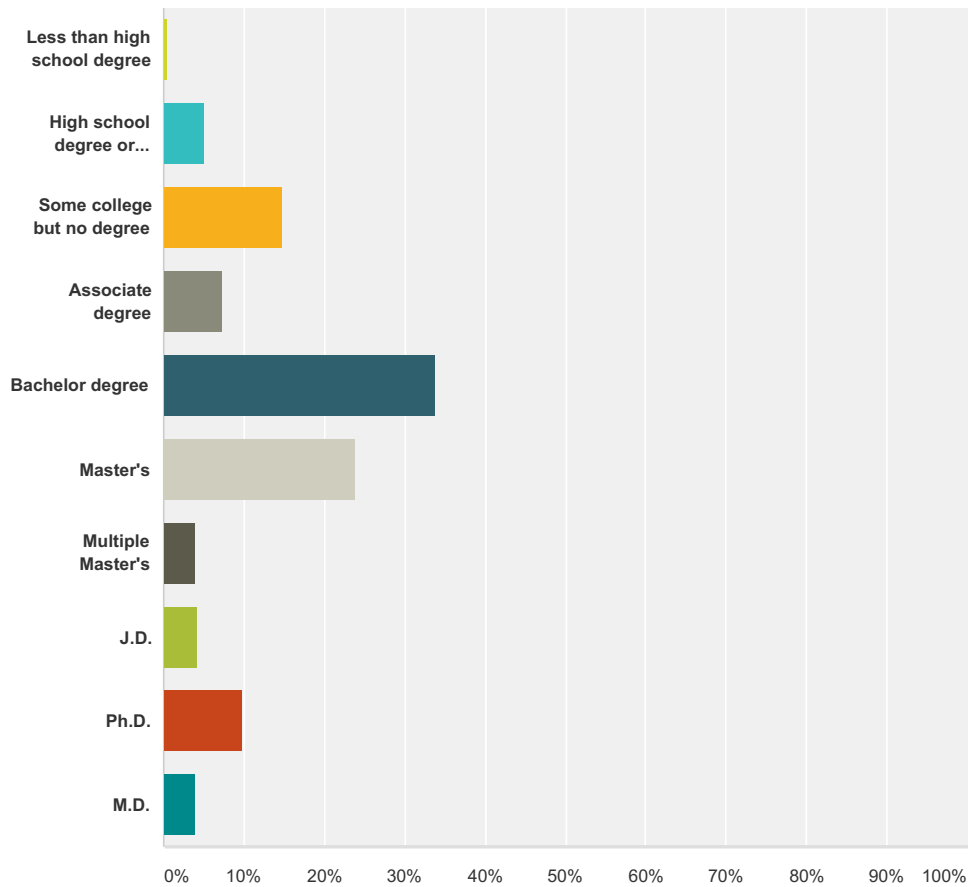


Answer Choices	Responses	
Married	60.15%	4,760
Widowed	6.01%	476
Divorced	12.61%	998
Separated	1.01%	80
Cohabiting with a significant other, including In a domestic partnership or civil union	8.35%	661
Single, never married	11.87%	939
Total		7,914

FFRF Member Survey - 2015

Q12 Please select your highest level of completed education. (If you have more than one advanced degree, select all that apply.)

Answered: 7,928 Skipped: 141



Answer Choices	Responses
Less than high school degree	0.52% 41
High school degree or equivalent (e.g., GED)	4.92% 390
Some college but no degree	14.83% 1,176
Associate degree	7.29% 578
Bachelor degree	33.92% 2,689
Master's	23.70% 1,879
Multiple Master's	3.97% 315
J.D.	4.28% 339
Ph.D.	9.78% 775

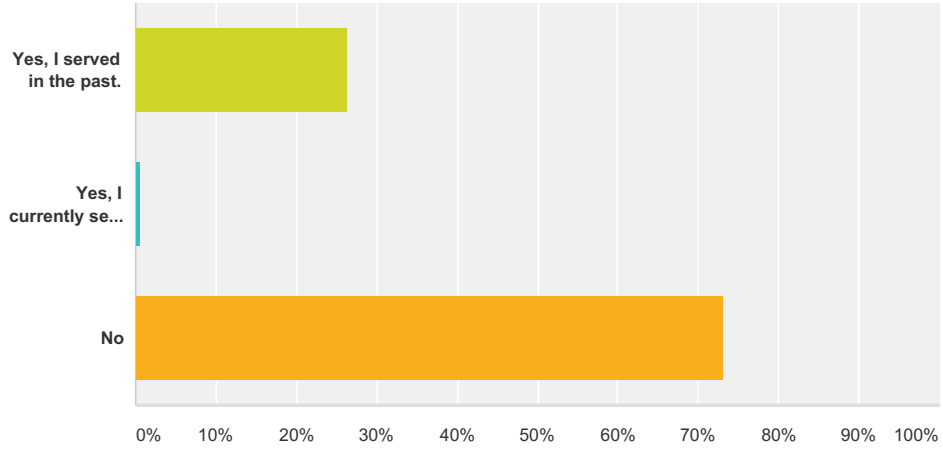
FFRF Member Survey - 2015

M.D.	3.91%	310
Total Respondents: 7,928		

FFRF Member Survey - 2015

Q13 Have you ever served in any branch of the United States military?

Answered: 7,922 Skipped: 147

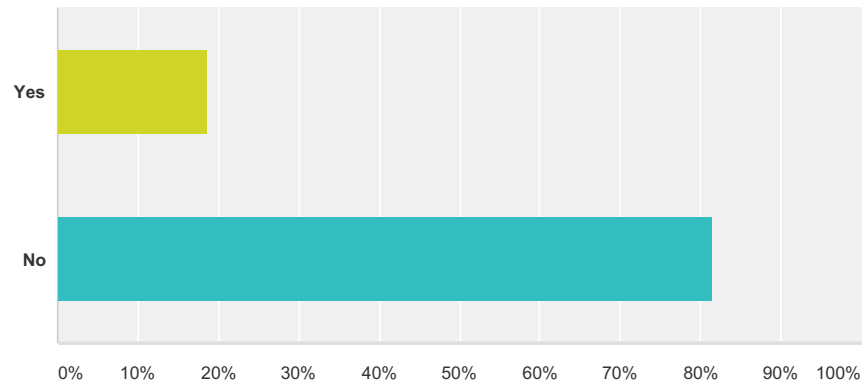


Answer Choices	Responses
Yes, I served in the past.	26.24% 2,079
Yes, I currently serve in the military.	0.64% 51
No	73.11% 5,792
Total	7,922

FFRF Member Survey - 2015

Q14 Are you employed in or retired from the teaching profession?

Answered: 7,844 Skipped: 225

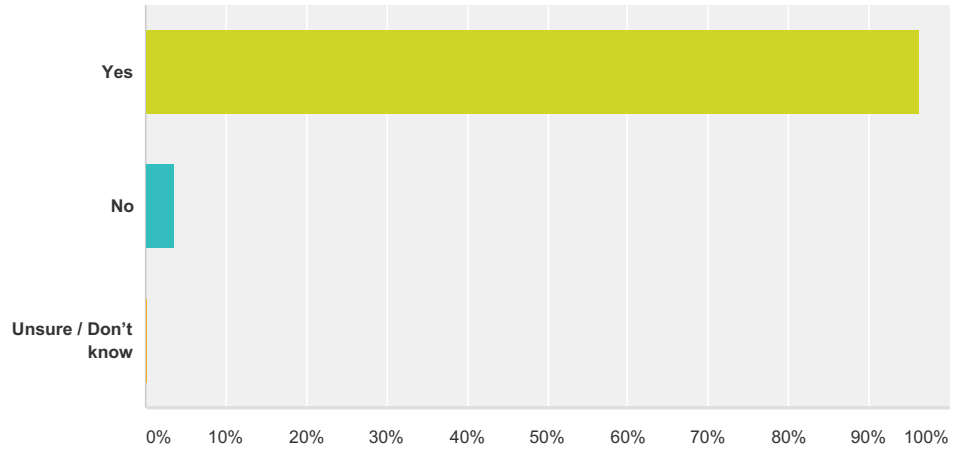


Answer Choices	Responses	
Yes	18.68%	1,465
No	81.32%	6,379
Total		7,844

FFRF Member Survey - 2015

Q16 Are you a registered voter?

Answered: 7,905 Skipped: 164

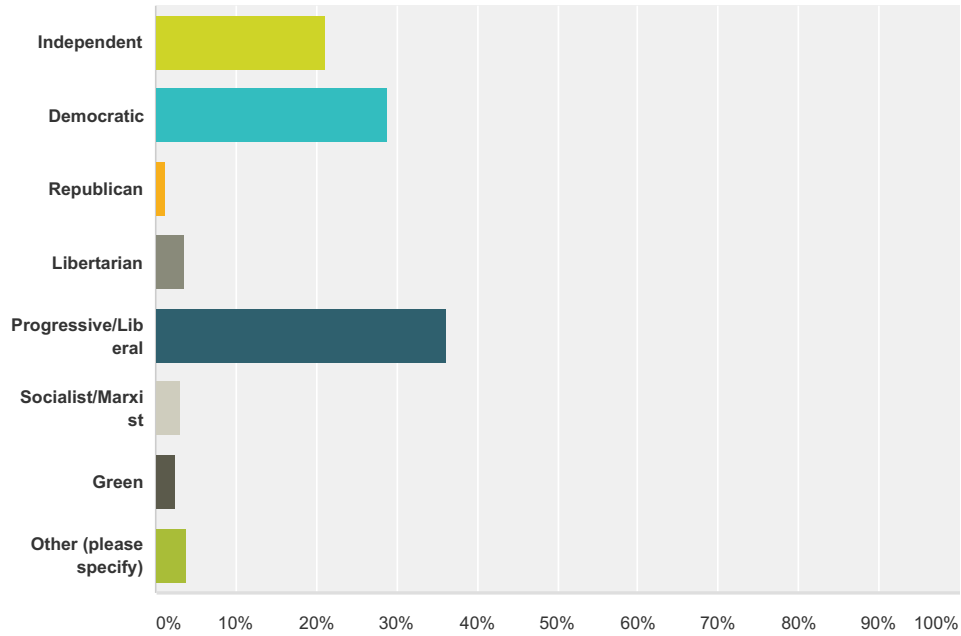


Answer Choices	Responses
Yes	96.19% 7,604
No	3.52% 278
Unsure / Don't know	0.29% 23
Total	7,905

FFRF Member Survey - 2015

Q18 Which of the following best describes your political viewpoint?

Answered: 7,917 Skipped: 152

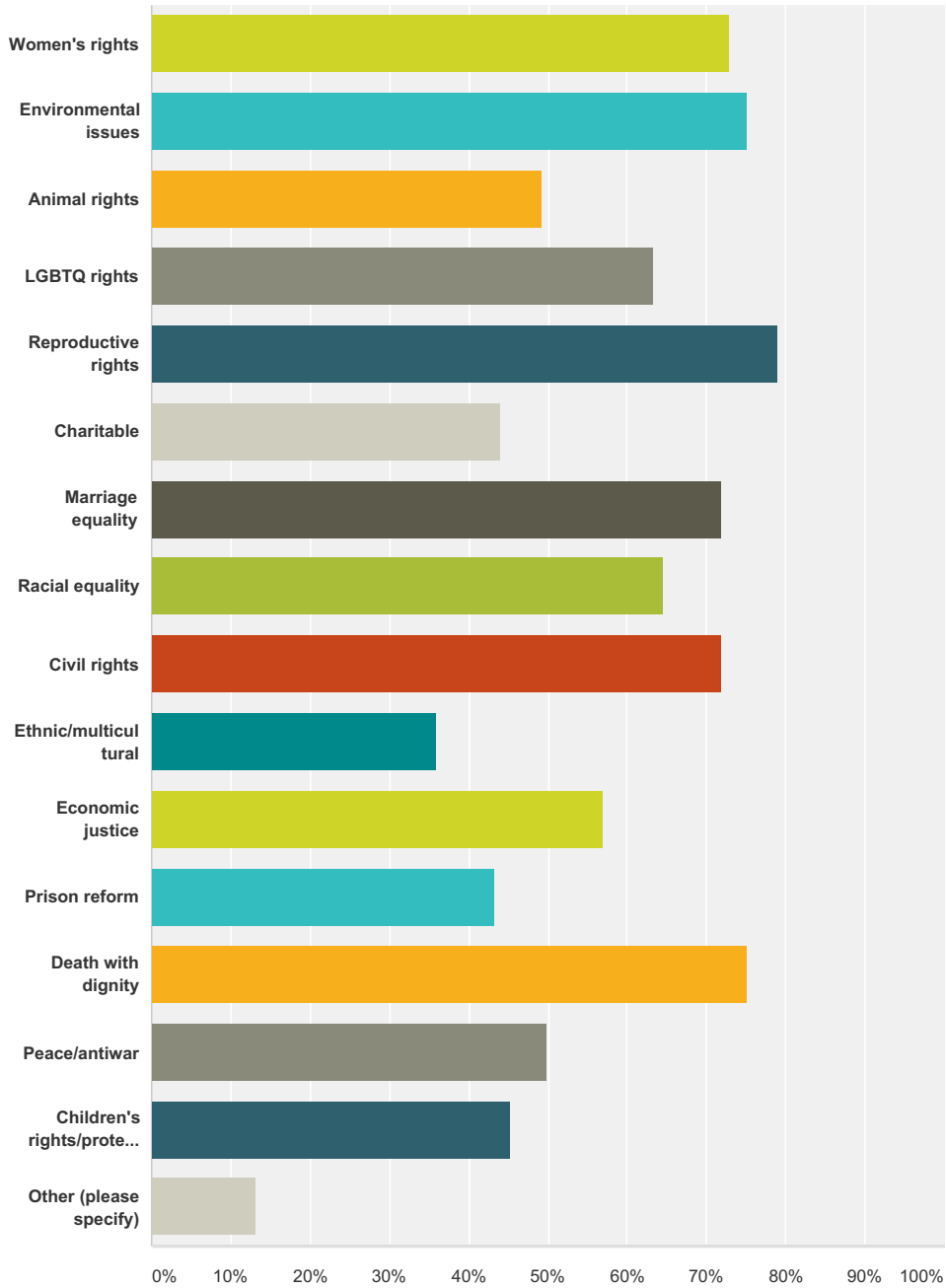


Answer Choices	Responses
Independent	21.03% 1,665
Democratic	28.75% 2,276
Republican	1.16% 92
Libertarian	3.57% 283
Progressive/Liberal	36.12% 2,860
Socialist/Marxist	3.03% 240
Green	2.56% 203
Other (please specify)	3.76% 298
Total	7,917

FFRF Member Survey - 2015

Q20 In addition to FFRF and other secular causes, which other type of causes do you support? (Check all that apply.)

Answered: 7,756 Skipped: 313



Answer Choices	Responses
Women's rights	72.82% 5,648

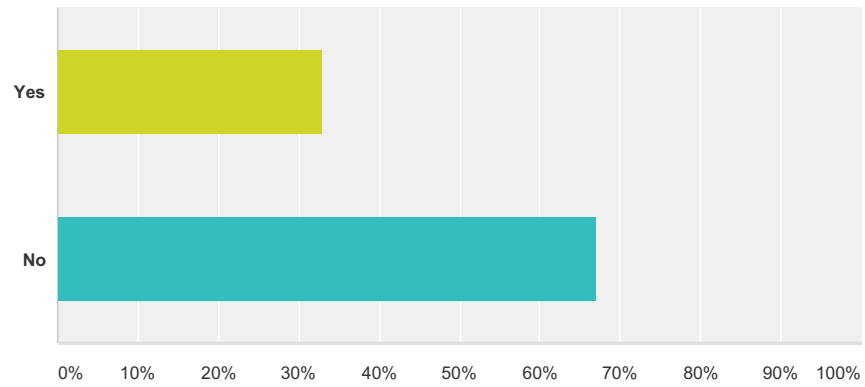
FFRF Member Survey - 2015

Environmental issues	75.09%	5,824
Animal rights	49.29%	3,823
LGBTQ rights	63.34%	4,913
Reproductive rights	78.95%	6,123
Charitable	44.11%	3,421
Marriage equality	71.88%	5,575
Racial equality	64.50%	5,003
Civil rights	71.89%	5,576
Ethnic/multicultural	36.01%	2,793
Economic justice	56.94%	4,416
Prison reform	43.23%	3,353
Death with dignity	75.24%	5,836
Peace/antiwar	50.00%	3,878
Children's rights/protections	45.31%	3,514
Other (please specify)	13.13%	1,018
Total Respondents: 7,756		

FFRF Member Survey - 2015

Q21 Do you do volunteer work on a regular basis?

Answered: 7,888 Skipped: 181

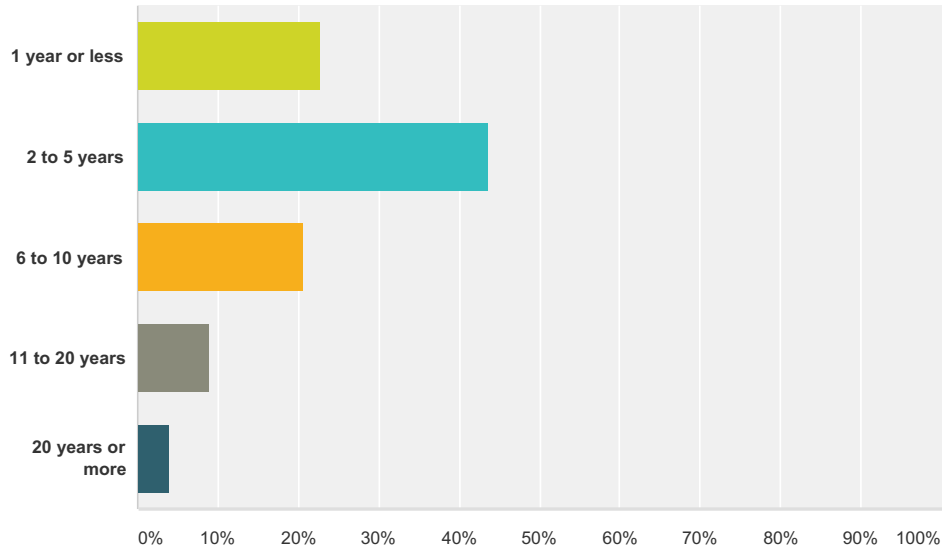


Answer Choices	Responses	
Yes	32.97%	2,601
No	67.03%	5,287
Total		7,888

FFRF Member Survey - 2015

Q24 How many years have you been a member of FFRF?

Answered: 7,830 Skipped: 239



Answer Choices	Responses
1 year or less	22.75% 1,781
2 to 5 years	43.59% 3,413
6 to 10 years	20.73% 1,623
11 to 20 years	8.94% 700
20 years or more	4.00% 313
Total	7,830